



GUJCOT TRADE ASSOCIATION

MONTHLY PRESSING REPORT Dec-2024

Dear All Cotton Friends,

Gujcot has collected pressing figures from all ginners and compiled data to serve whole trade. In this mission we get valuable support from many of our trade personalities. We Gujcot team is very thankful to all helping hands, who worked directly or indirectly, with their valuable support, we are able to put real time pressing figures. We thank all Gujarat Ginners for their cooperating with Gujcot team to share their pressing figures. We hope the whole Textile value Chain will be benefitted by these data and will help us in future to achieve our goal to serve our cotton trade.

Report Sponsors:

Click on Sponsor's Logo to visit Sponsor's Website



Radheshyam
SPINNING MILL PVT. LTD.



ANSH EXPORTS AXITA COTTON





GUJCOT TRADE ASSOCIATION

MONTHLY PRESSING REPORT Dec-2024

Summary

Gujarat Pressing as on 31st Dec 2024

- **Cumulative Pressing in 170 Kg Bales**

Total Pressing 25,21,559 Bales.

Shankar 6 25,21,559 Bales

V-797 00 Bales

- **Cumulative Pressing in Running Bales**

Total Pressing 26,46,080 Bales.

Shankar 26,46,080 Bales

V-797 00 Bales

- **Monthly Pressing in 170 kg Bales**

Total Pressing 12,27,968 Bales

Shankar-6 12,27,968 Bales

V-797 00 Bales

Average pressing per day 39,612 Bales

- **Monthly Pressing in Running Bales**

Total Pressing 12,88,608 Bales

Shankar-6 12,88,608 Bales

V-797 00 Bales.

Average pressing per day 41,568 Bales

- **Active Ginning Factories during the month 499**

Saurashtra 326

North Gujarat 133

Main Line 30

Kutch 10



GUJCOT TRADE ASSOCIATION

MONTHLY PRESSING REPORT Dec-2024

Gujcot Trade Association						
Gujarat Pressing Summary 31-Dec-2024						
2024-25	CUMULATIVE PRESSING (IN 170 Kgs)					
	Dec-23	Nov-24	Dec-24	M/M Change (In Bales)	Y/Y Change (In Bales)	Y/Y Change (In %)
Shankar 6						
Saurashtra	20,91,227	8,74,848	15,82,174	7,07,326	-5,09,053	-24.34%
North Gujarat	7,60,127	3,20,634	6,63,046	3,42,412	-97,081	-12.77%
Main Line	1,97,449	43,835	1,82,593	1,38,758	-14,856	-7.52%
Kutch	1,13,219	54,274	93,746	39,472	-19,473	-17.20%
Total	31,62,022	12,93,591	25,21,559	12,27,968	-6,40,463	-20.25%
V-797						
Total	31,62,022	12,93,591	25,21,559	12,27,968	-6,40,463	-20.25%
Remark : Daily Pressing Average 41,568 RB - 39,612 170 Kg Bales						

Pressing in Running Bales						
Zone	As On 31-Dec-2024 (Cumulative)			During Dec 2024 (Monthly)		
	Shankar-6	V 797	Total	Shankar-6	V 797	Total
Saurashtra	16,60,306		16,60,306	7,42,256		7,42,256
North Gujarat	6,95,789		6,95,789	3,59,321		3,59,321
Main Line	1,91,610		1,91,610	1,45,610		1,45,610
Kutch	98,375		98,375	41,421		41,421
Total	26,46,080		26,46,080	12,88,608		12,88,608

Season	Till December Pressing in 170 Kgs					Final Pressing	Arrival Percentage	
	Saurashtra	North Gujarat	Main Line	Kutch	Total			
2018-19	19,14,471	10,61,089	2,37,282	1,77,456	33,90,298	90,49,293	37.46%	Final
2019-20	21,16,622	9,19,059	1,95,401	1,34,408	33,65,490	96,45,708	34.89%	Final
2020-21	20,54,822	13,35,604	2,36,854	93,931	37,21,211	90,02,326	41.34%	Final
2021-22	21,90,153	8,10,697	2,04,978	1,03,204	33,09,031	74,29,257	44.54%	Final
2022-23	15,05,276	6,00,499	1,50,374	99,106	23,55,255	92,61,522	25.43%	Final
2023-24	20,91,227	7,60,127	1,97,449	1,13,219	31,62,022	90,27,691	35.03%	Final
2024-25	15,82,174	6,63,046	1,82,593	93,746	25,21,559	80,00,000	31.52%	Est.

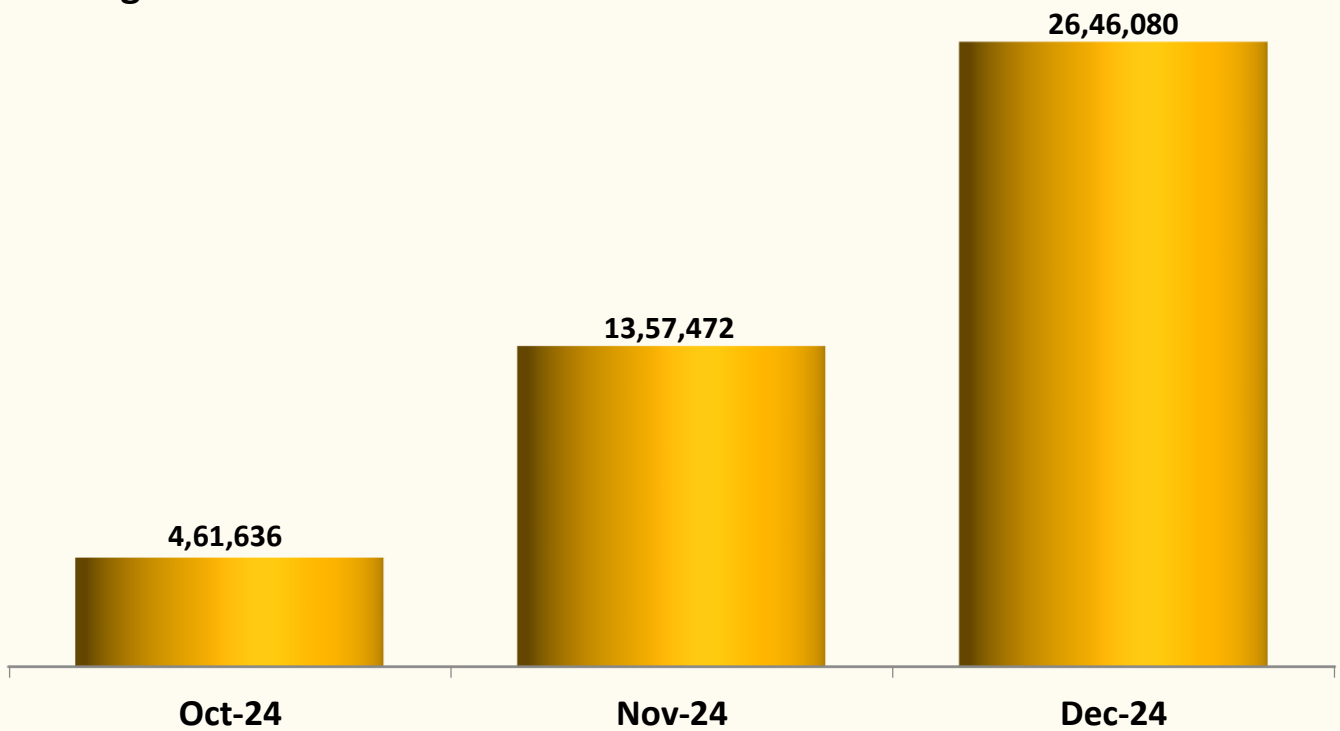


GUJCOT TRADE ASSOCIATION

MONTHLY PRESSING REPORT Dec-2024

Gujarat Cumulative Cotton Pressing

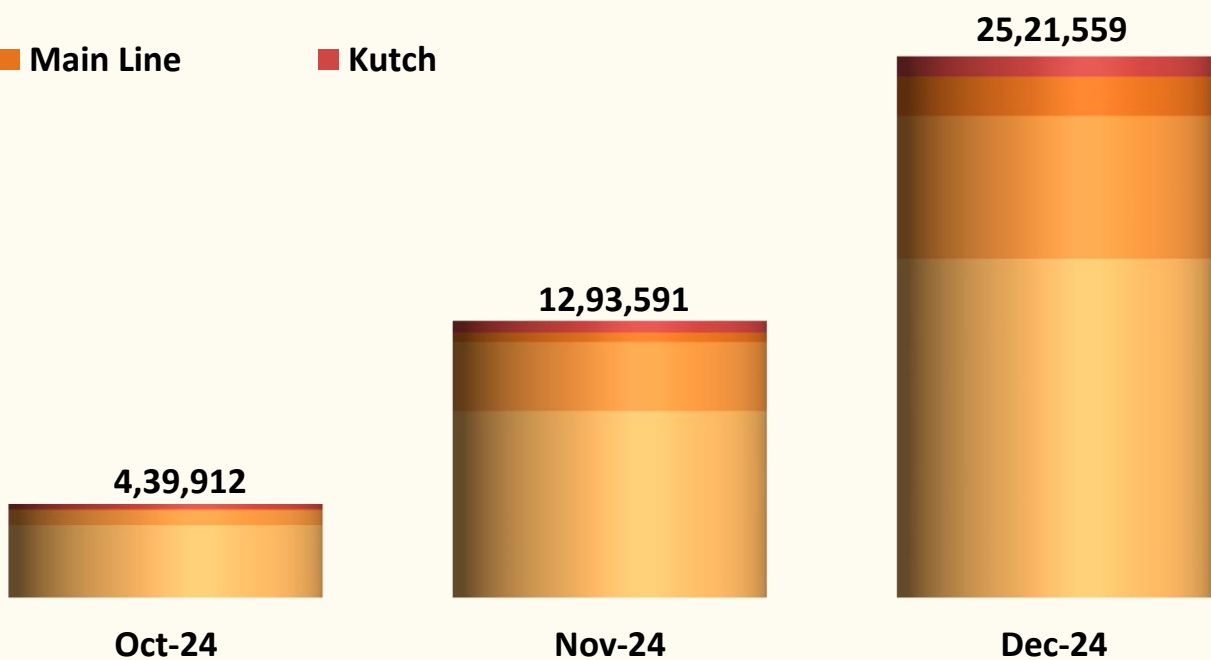
Running Bales



Gujarat Cumulative Pressing

In 170 Kg Bales

- Saurashtra
- North Gujarat
- Main Line
- Kutch



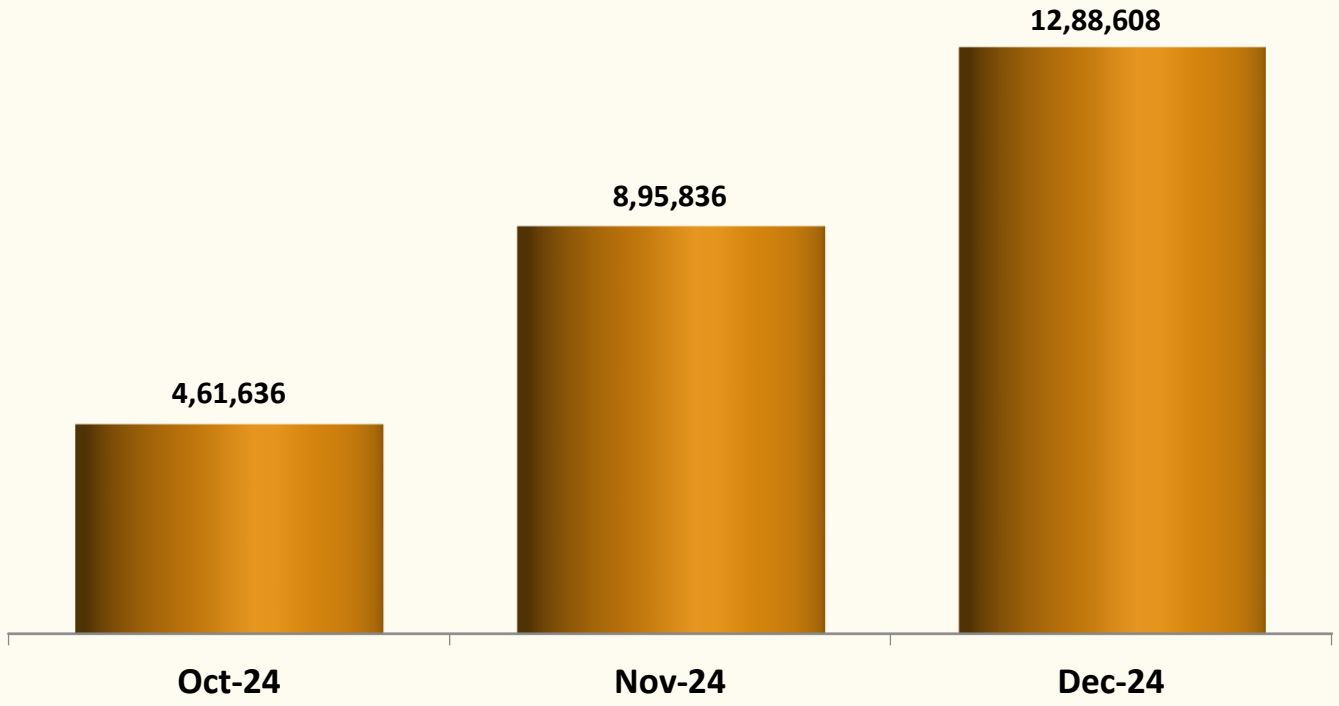
Radheshyam
SPINNING MILL PVT. LTD.



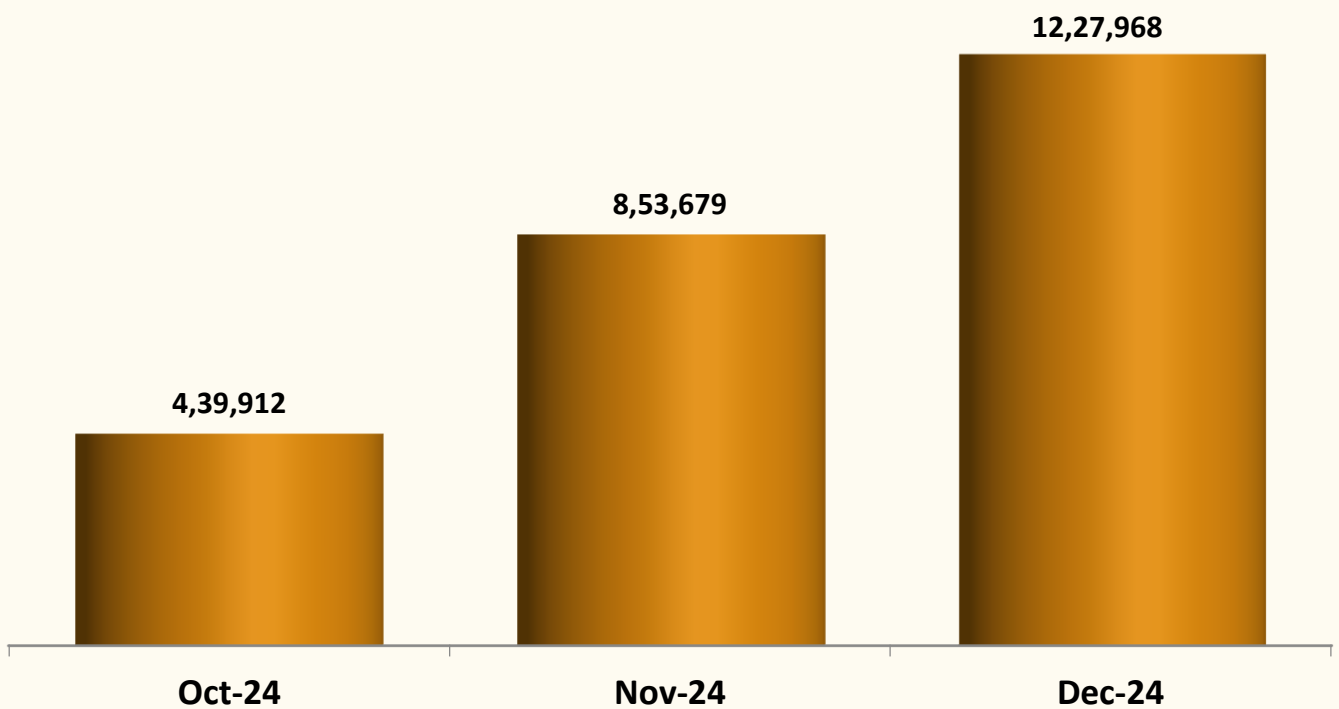
GUJCOT TRADE ASSOCIATION

MONTHLY PRESSING REPORT Dec-2024

Gujarat Monthly Cotton Pressing Running Bales



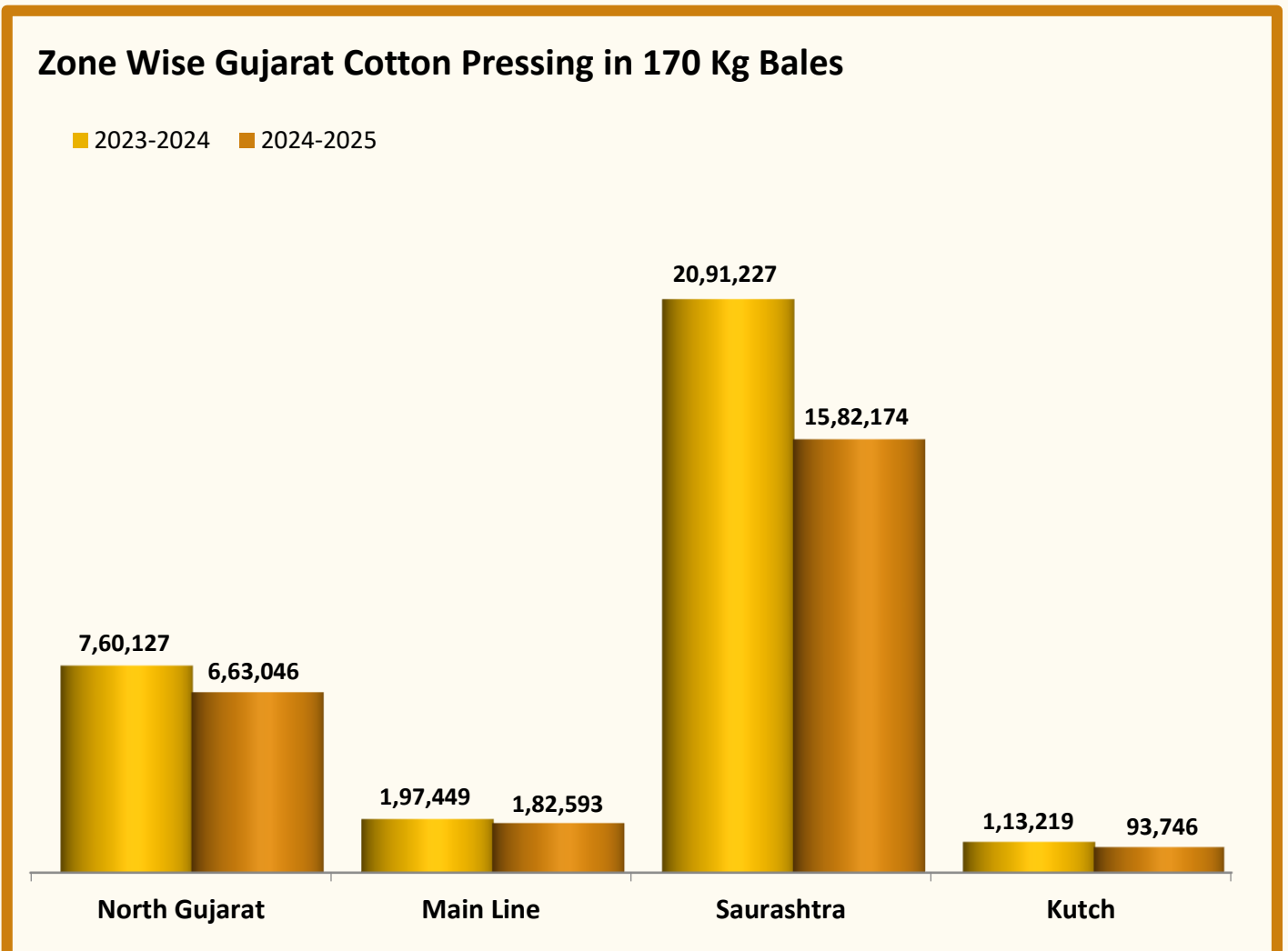
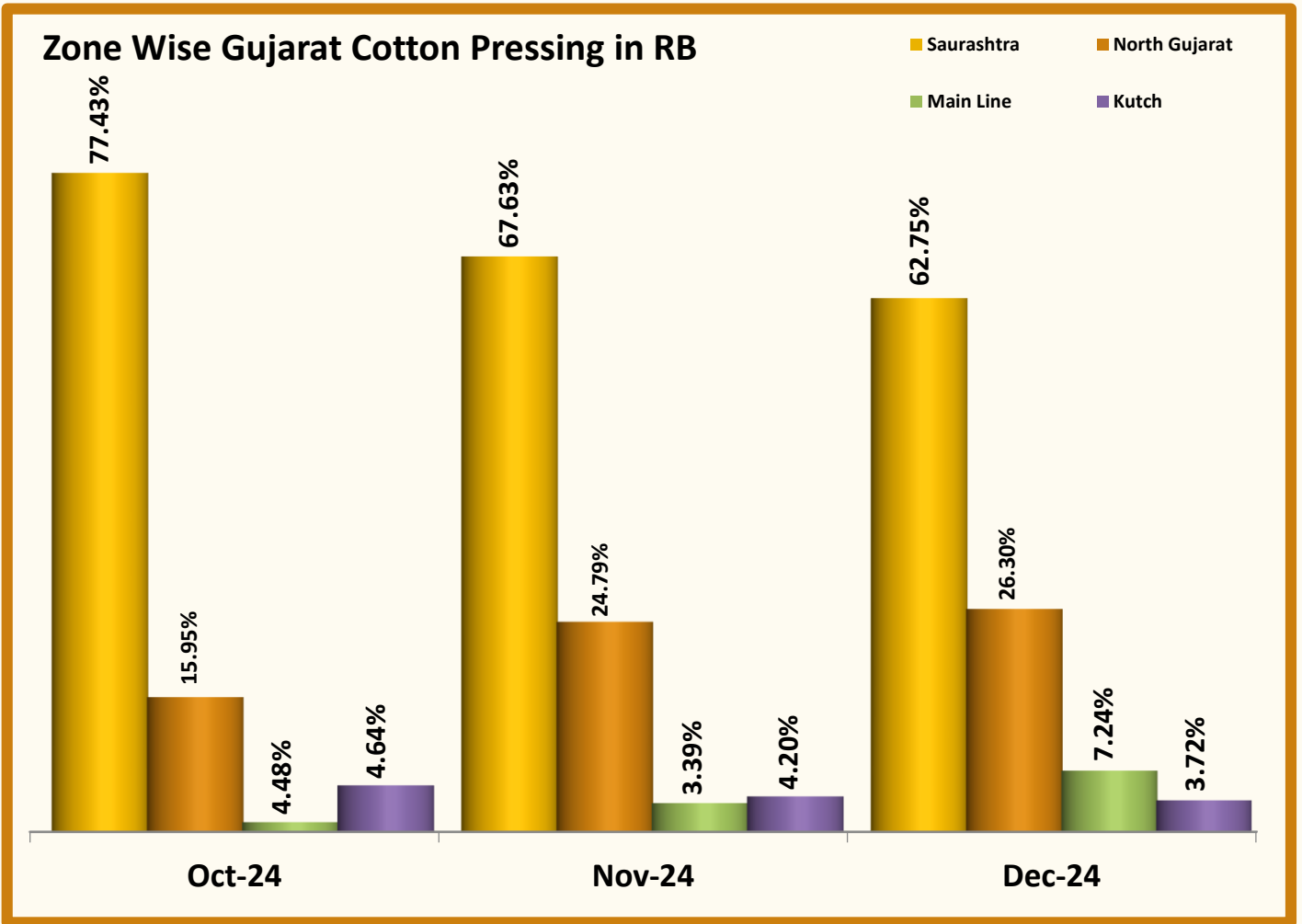
Gujarat Monthly Cotton Pressing 170 Kg Bales





GUJCOT TRADE ASSOCIATION

MONTHLY PRESSING REPORT Dec-2024





GUJCOT TRADE ASSOCIATION

MONTHLY PRESSING REPORT Dec-2024

Saurashtra							
Station	Dec-23	Nov-24	Dec-24	MoM Change	YoY Change	Fact. In Operation	
						Monthly	Seasonal
Amreli	85,550	41,200	69,800	28,600	-15,750	18	19
Babra	80,727	36,685	67,956	31,271	-12,771	17	20
Botad	2,88,700	1,69,450	2,52,425	82,975	-36,275	49	54
Chotila	58,015	24,922	46,844	21,922	-11,171	3	4
Chuda	13,200	5,300	7,300	2,000	-5,900	3	3
Damnagar	2,900	700	900	200	-2,000	1	1
Dhasa	1,38,500	81,960	1,45,960	64,000	7,460	38	43
Dhoraji-Upleta	47,352	5,810	17,196	11,386	-30,156	6	7
Dhrangadhra-Halvad	1,79,400	95,876	1,56,600	60,724	-22,800	12	12
Gariyadhar	20,000	8,000	16,500	8,500	-3,500	5	5
Gondal	68,850	15,100	33,500	18,400	-35,350	7	7
Jamkandorna	1,500				-1,500		
Jamnagar-Falla	2,31,000	48,300	1,19,100	70,800	-1,11,900	19	21
Jasdan	85,130	34,187	64,150	29,963	-20,980	13	13
Jetpur	34,000	14,100	22,500	8,400	-11,500	3	3
Kuvadava	20,800	4,700	9,000	4,300	-11,800	2	2
Lakhtar	6,000	2,800	5,040	2,240	-960	2	2
Limbdi	19,400	8,530	22,000	13,470	2,600	3	3
Mahuva	46,910	18,815	40,534	21,719	-6,376	13	13
Manavadar	1,12,286	24,390	57,840	33,450	-54,446	25	27
Morbi	69,500	40,800	78,900	38,100	9,400	10	10
Palitana	6,000	3,500	8,000	4,500	2,000	2	2
Porbandar	1,150				-1,150		
Rajula	19,200	9,500	14,100	4,600	-5,100	4	4
Savarkundala	11,600	8,200	16,600	8,400	5,000	3	4
Shapar	64,900	15,000	33,200	18,200	-31,700	6	6
Surendranagar	63,400	34,300	61,600	27,300	-1,800	5	6
Talaja	47,100	15,600	35,800	20,200	-11,300	11	12
Tankara-Neknam	1,74,400	75,400	1,25,700	50,300	-48,700	21	22
Targhadi	54,000	13,800	42,700	28,900	-11,300	9	10
Tramba-Sardhar	9,600	1,400	5,000	3,600	-4,600	1	1
Una	26,600	7,400	15,150	7,750	-11,450	6	6
Wankaner	1,06,827	52,325	68,411	16,086	-38,416	9	13
TOTAL	21,94,497	9,18,050	16,60,306	7,42,256	-5,34,191	326	355



GUJCOT TRADE ASSOCIATION

MONTHLY PRESSING REPORT

Dec-2024

North Gujarat							
Station	Dec-23	Nov-24	Dec-24	MoM Change	YoY Change	Fact. In Operation	
						Monthly	Seasonal
Visnagar	40,333	25,850	44,400	18,550	4,067	7	7
Vijapur-Mansa	1,53,650	63,750	1,32,000	68,250	-21,650	29	30
Harij	89,212	35,300	70,151	34,851	-19,061	15	15
Radhanpur	25,100	13,100	22,300	9,200	-2,800	4	4
Idar-Sabarkantha	13,800	1,000	6,500	5,500	-7,300	1	1
Idar-Raiya							
Himmatnagar	11,000	3,400	9,300	5,900	-1,700	2	2
Vadali-Sadatpura	15,400	4,100	8,100	4,000	-7,300	3	4
Khedbrahma	2,550				-2,550		
Kapadwanj	21,500	4,000	13,000	9,000	-8,500	1	1
Viramgam	5,900	5,450	10,100	4,650	4,200	4	4
Kadi	3,86,029	1,68,777	3,48,288	1,79,511	-37,741	54	54
Mandal-Bahucharaji		400	2,500		2,500	1	1
Bavla	2,000	800	3,000	2,200	1,000	1	1
Dholka	5,200	1,600	2,300	700	-2,900	1	2
Dhandhuka	22,890	8,941	22,350	13,409	-540	9	9
Talod	3,100		1,500	1,500	-1,600	1	1
TOTAL	7,97,664	3,36,468	6,95,789	3,59,321	-1,01,875	133	136



ANSH EXPORTS



GUJCOT TRADE ASSOCIATION

MONTHLY PRESSING REPORT Dec-2024

Main Line

Station	Dec-23	Nov-24	Dec-24	MoM Change	YoY Change	Fact. In Operation	
						Monthly	Seasonal
Karjan	45,000	13,500	32,100	18,600	-12,900	3	3
Dabhoi	200				-200		
Golagamdi							
Handod	22,400	3,800	27,900	24,100	5,500	5	5
Bodeli	38,500	4,400	48,000	43,600	9,500	8	8
Kosindra	7,800	1,200	7,400	6,200	-400	2	2
Pavijetpur	11,800	2,000	12,000	10,000	200	2	2
Kaledia	44,800	16,000	39,310	23,310	-5,490	5	5
Palej	15,000	1,600	9,300	7,700	-5,700	2	2
Bharuch	1,200				-1,200		
Mandala	11,500	2,700	7,500	4,800	-4,000	1	1
Nizar	9,000	800	6,500	5,700	-2,500	1	1
Hansot							
Badalpur							
Sinor							
Olpad							
Valiya			1,600	1,600	1,600	1	1
Samlaya							
TOTAL	2,07,200	46,000	1,91,610	1,45,610	-15,590	30	30

Kutch

Station	Dec-23	Nov-24	Dec-24	MoM Change	YoY Change	Fact. In Operation	
						Monthly	Seasonal
Abdasa	11,200	4,300	8,700	4,400	-2,500	1	1
Anjar	83,810	37,199	63,820	26,621	-19,990	6	6
Bhuj	7,700	6,755	10,455	3,700	2,755	1	1
Mandvi	16,100	7,200	12,400	5,200	-3,700	1	1
Nakhatrana							
Rapar		1,500	3,000	1,500	3,000	1	1
TOTAL	1,18,810	56,954	98,375	41,421	-20,435	10	10



AXITA COTTON



GUJCOT TRADE ASSOCIATION

MONTHLY PRESSING REPORT

Dec-2024

Again Team Gujcot thanks our direct and indirect helpers.

For Data Collection

We are thankful to

Shri Manishbhai - Anjar

Shri Mukeshbhai Purohit

Nileshbhai - Manager SGA

Premjibhai - Manavadar

Kalpeshbhai - Manager

Gujcot Trade Association

For Data Verification

We are thankful to

Shri Jatinbhai - Vijapur

Shri Sujalbhai

Shri Pravinbhai

Shri Jagdishbhai Soni

Shri Chetanbhai Shree Gita Group - Morbi

Shri Kishorbhai - Talaja

Shri Jaytibhai - Botad

Once again thanks to whole Gujarat Cotton value chain for their co-operation.

For, Gujcot Trade Association

Akash Shah

[President]

For, Gujcot Trade Association

Ajay Shah

[Secretary]

Report Sponsors:

[Click on Sponsor's Logo to visit Sponsor's Website](#)



Radheshyam
SPINNING MILL PVT. LTD.



ANSH EXPORTS



AXITA COTTON